

Model type:

CE6VM3(X)NA

Commercial code:

70021

General notes

Technical Documentation guidelines

You can find herewith some generic information to simplify consulting of technical documentation:

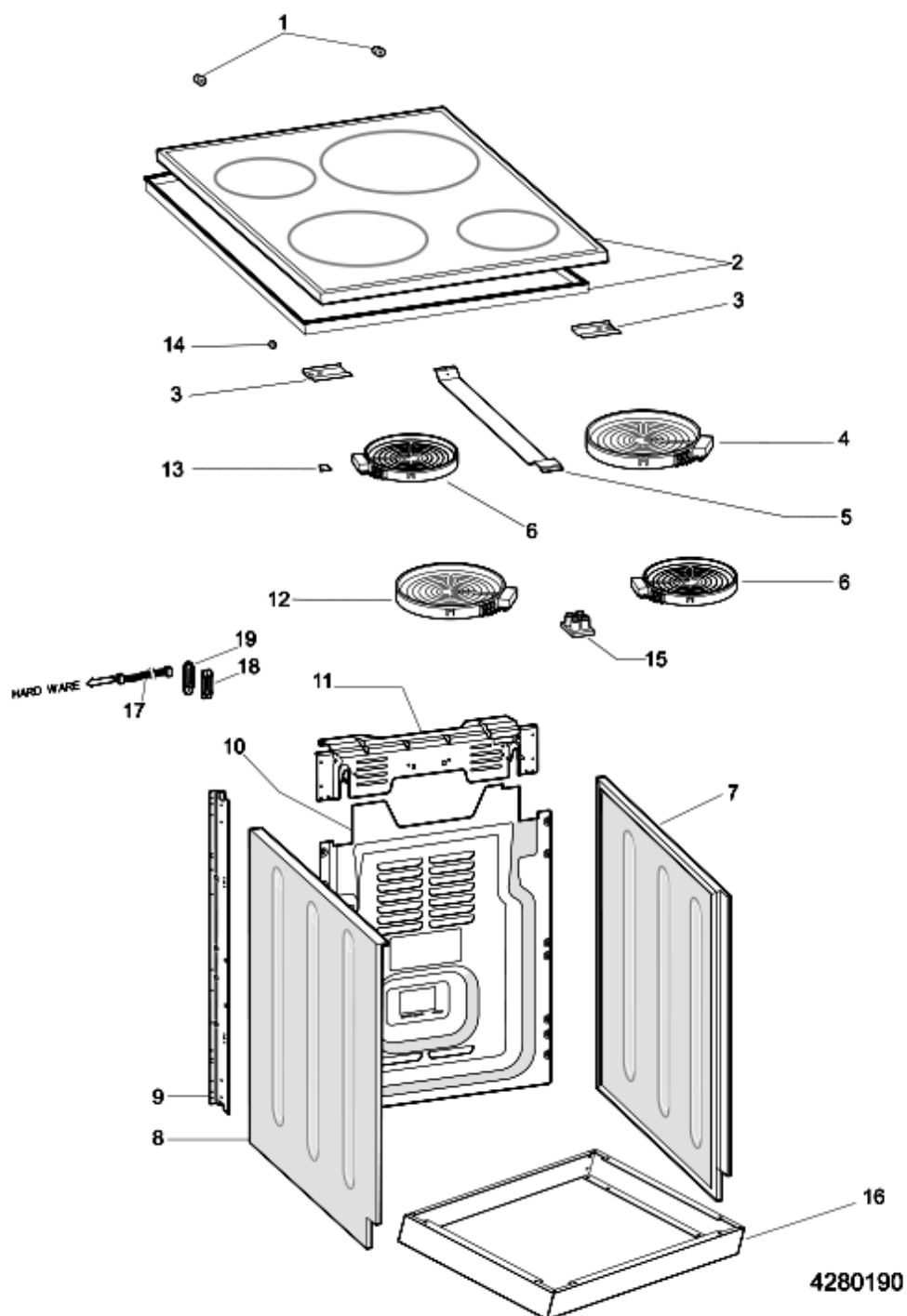
1. Models of same range share the same exploded views, which report the richest set of spare parts: generally, a model does not necessarily have a related spare part for each particular shown on exploded views.
2. Some spare parts can not be represented directly on the exploded views (instruction booklets, specific kit, etc...). You can find those codes in the spare parts list with the same reference of particular where spares are installed or with references 099, 999. Instruction booklets, once managed, appear with 000 reference.
3. On the higher right site of each exploded view there is a serial number which indicates the beginning of the production of certain range: some models might have more than an exploded view for a given category, each distinguished by a different serial no. and linked to another spare parts list. In this case, serial no. is required to supply the right spare part code. Exploded view to be considered is the one with a more recent serial no. but previous than the one of the model that needs assistance.
4. Exploded views might require further updates even after publishing. Addition of new spares will go on following the already existing numeration references. Revision number of an exploded view is shown into last four digits of serial number into upper right hand corner.
5. The spare parts list associated to an exploded view shows related codes of spares managed for a certain model; for each spare part other informations are available:

REF: reference no of spare into a table; SUBSTITUTE: list of spare(s) which can replace a code but that keeps same functional characteristics

INDUSTRIAL CODE: list of variables of a model (shown into model label) where such spare is used; NOTICE: code of information(s) to refer to complete technical intervention, track for changes or to find correct spare part code.
6. Some notices, into a same section are generic therefore cannot be directly linked to a spare part. In order to assist a model in the best way as possible, it is helpful to pay attention to all notices and constantly verify documentation updates
7. Technical documentation cover shows model name and its commercial codes

4280190

Exploded views



4280190

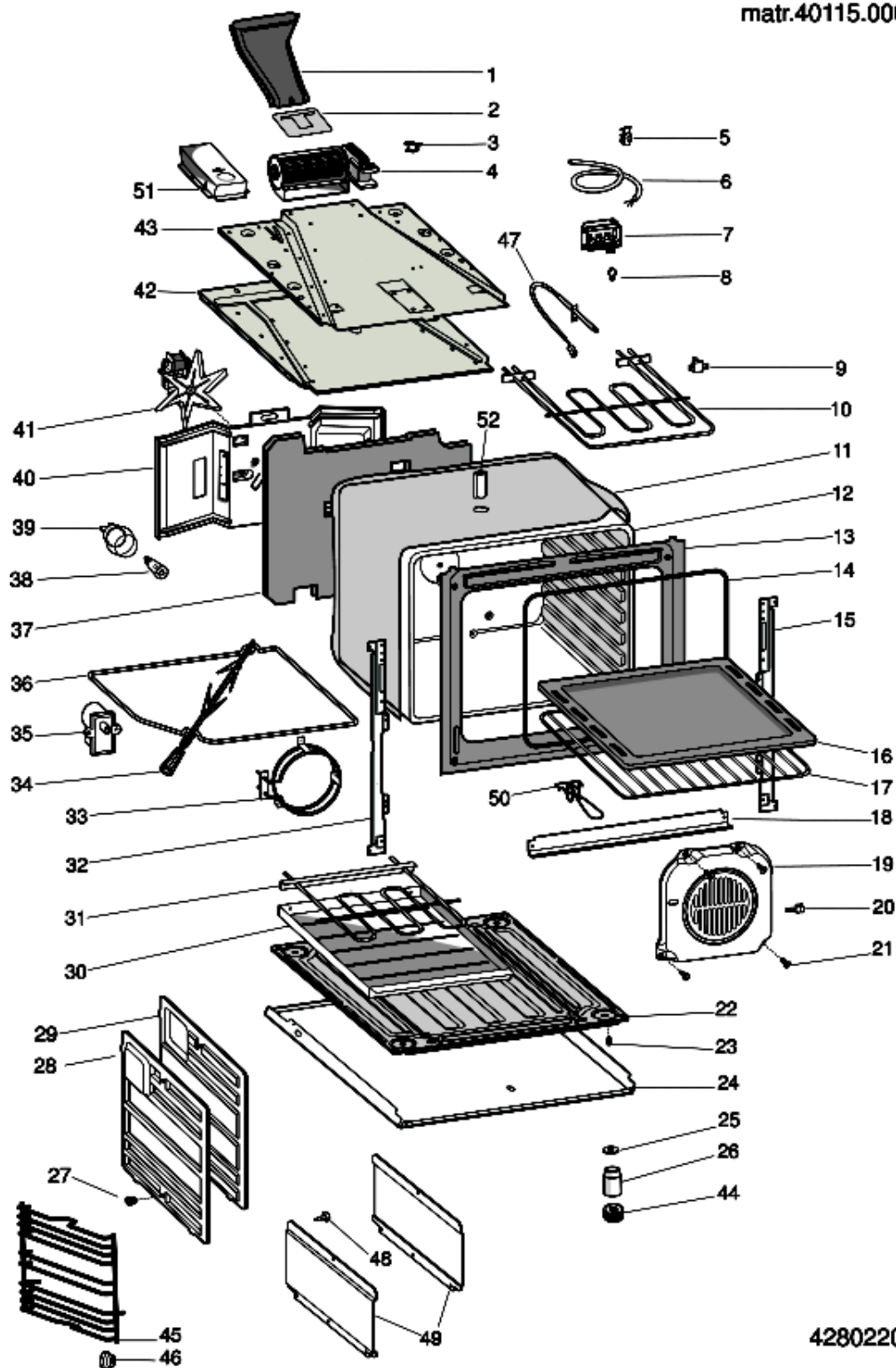
Spare parts list

Ref.	Code	From	To S/N	Substitute	Description	Notice	Industrial
001	C00259939				back spacer		
002	C00065771			1 x C00258739	working table glass##		
003	C00064577				top fixing square		
004	C00139280				heater 2100w/230v		
005	C00064285				side crosspiece c.60		
006	C00139052				heater 1200w/230v		
007	C00115183				side panel right inox 50x60x60		
008	C00115184				side panel left inox 50x60x60		
009	C00098784				back strut rh/lh c60x60 lodz		
010	C00098794				back panel cooker 60x60 lodz		
011	C00140021				back support		
012	C00139053				heater 1700w/230v		
013	C00058383				fixing spring		
014	C00136453				brown bumper		
015	C00065059				residual heat lights		

4280220

Exploded views

matr.40115.0001



4280220

4280220

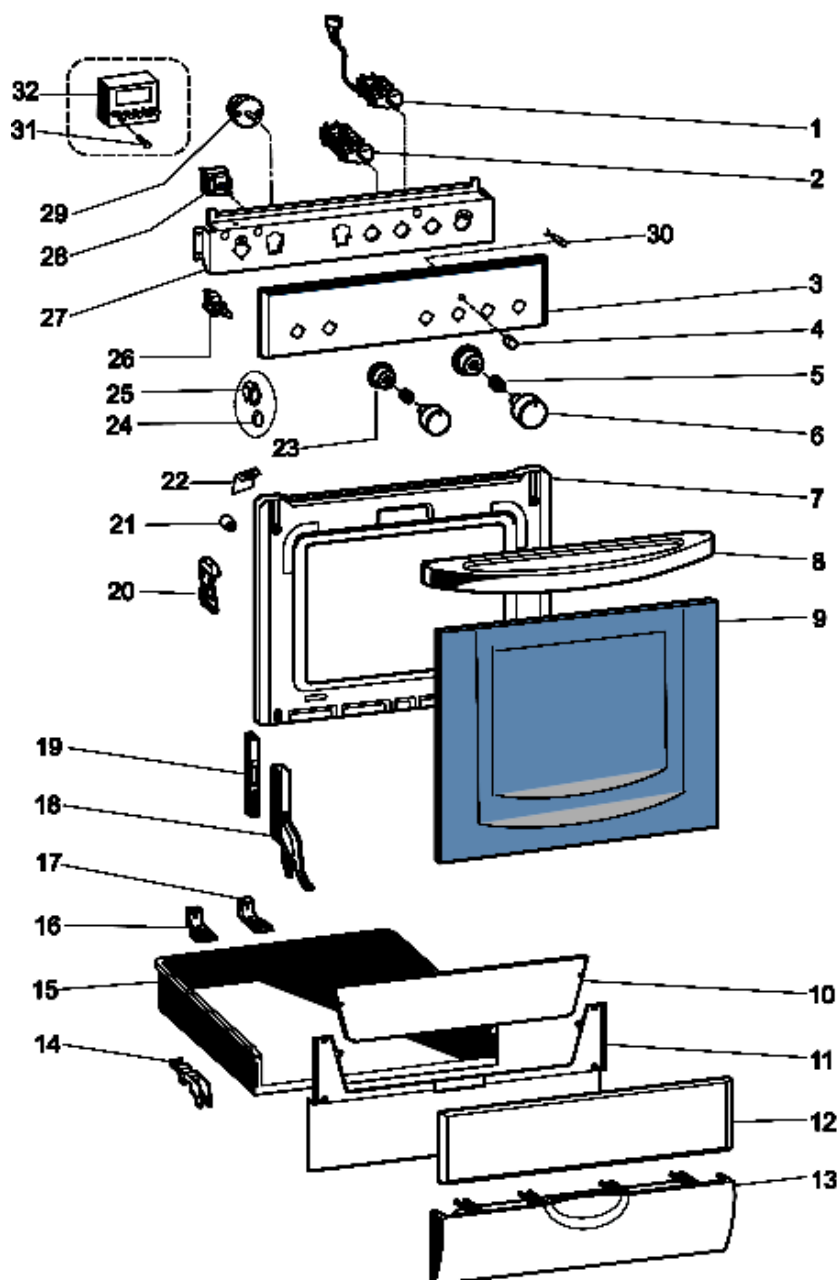
Spare parts list

Ref.	Code	From	To S/N	Substitute	Description	Notice	Industrial
001	C00098800				chimney c60x60 lodz		
002	C00099212				reduction chimney c60x60 lodz		
006	C00051679				supply cable 3x4 l.1,5		
007	C00082512				junction block itw f2000		
009	C00121897				thermostat, 16a 250v 250øc		
010	C00081591				upper element oven/grill		
011	C00098797				electric oven insulation mat 60x60		
012	C00112217				cavity mult. c60x60		
013	C00098802				oven front panel c60x60 lodz		
014	C00081579				oven door seal		
015	C00098793				hinge roller support right 60x60		
016	C00081577				grill pan black		
017	C00081578				oven grid		
018	C00098803				condensation trim lower door -		
019	C00108932			1 x C00081584	oven back panel c60x60		
020	C00039578				push in spring clip - thermostat		
021	C00081585				taptite screw		
022	C00098787				base plate c60x60 lodz		
023	C00016119			1 x C00055585	foot		
024	C00139991				drawer/oven panel		
030	C00138829				lower heating element box		
031	C00081590		11001...	1 x C00288251 1 x C00288252	oven botton heating element		
031	C00288251	11002...			oven botton heating element		
032	C00098792				hinge roller support left 60x60		
037	C00081580				oven insulation mat - rear		
038	C00076978				oven lamp 25w 220v		
039	C00078426				lamp assembly 25 w 230 v		
040	C00119339				rear cross beam new s2000		
041	C00081589				circulating fan motor 220-240v		

4280320a

Exploded views

matr.60718.0001



4280320a

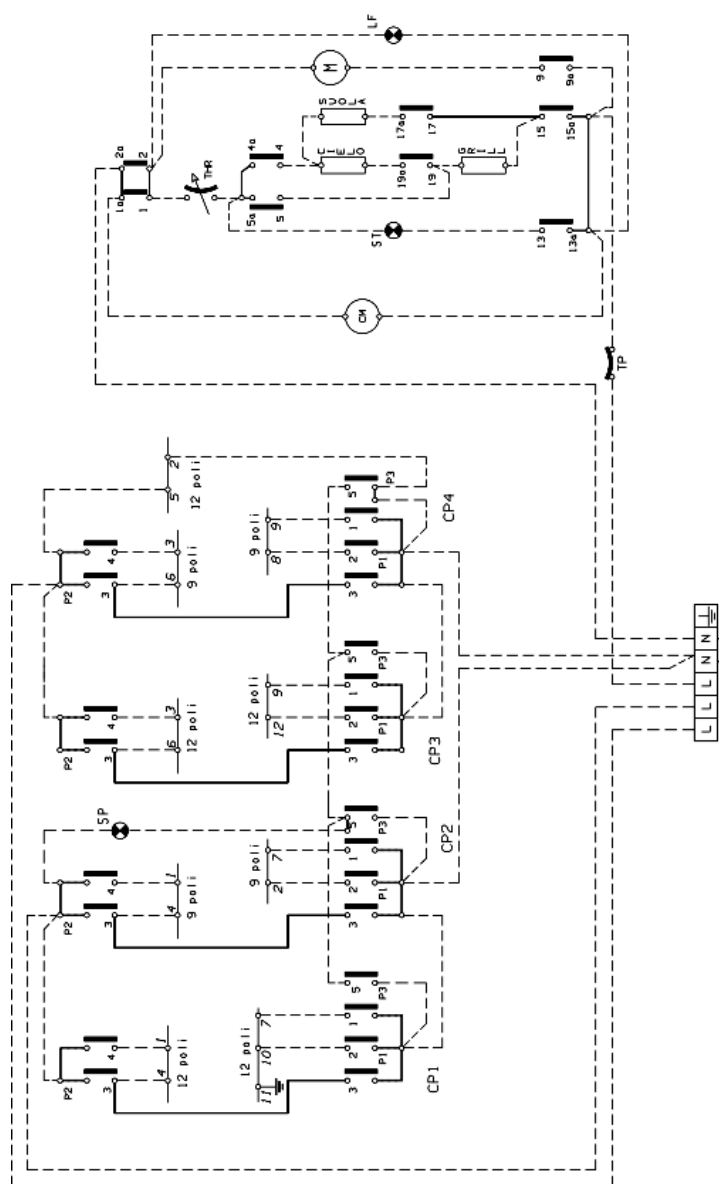
4280320a

Spare parts list

Ref.	Code	From	To S/N	Substitute	Description	Notice	Industrial
001	C00013413				energy regulator (hotplate) 6+0		
002	C00088318			1 x C00196053	commutator electr. oven		
003	C00278032				dashboard ce6vm3 (x) na		
004	C00074135				neon lens clear		
005	C00016035				control knob disc spring		
006	C00194379				knob electric bk ari		
007	C00099195				oven inner door + inner door		
008	C00109322				oven door handle black l=593		
009	C00143419			1 x C00258740	inox oven door glass + brackets		
010	C00098782				warming drawer front 60x60 lodz		
011	C00109654				black dishwarmer door support		
012	C00098880				dishwarmer door inox 593x138		
014	C00139979				front drawer support		
015	C00139980				drawer c60x60		
016	C00098780				drawer support left 60x60		
017	C00098779				drawer support right 60x60		
018	C00098796				hinge for oven door normal		
019	C00131242				roller holder		
023	C00194454				black knob disc sch/ari rest c60		
027	C00098808				inner dashboard c60x60 5 buttons		
028	C00078436				oven thermostat		
031	C00052593				timer button (programmer) - black		
032	C00193593				programmer 3t 50/60hz 1w		
032	C00276839	91016...			dial glass- timer for rustic oven		

Electric schemes and links

Cod. 16001779700



se16001779700

Legend

Legend: 16001779700

AE	Ignition transformer	PE	Plate electric (Normal and Rapid)
AT	Ignition transformer	PEL	Wall socket
CF	Oven commutator	PIF	Cooking programmer
CP	Plate commutator(Normal end Rapid)	POT	Thermostated potentiometer
CT	Plate commutator(Automatic)	PT	Termoprotector
DC DR	Double Knob double crown burner control card	PTC	Thermostated sensor
EV	Electro-Valve	RCE	Grill heating element ex- ternal
FC	End of cooking programmer	RCI	Grill heating element internal
FRONT	Daschboard	RE	Energy regulator
I/LF	OVEN LIGHT SWITCH	RF	Oven lower heating element
I/LF-MG	OVEN LIGHT SWITCH + ROTISSERIE	RG	Grill heating element
I/MG	TURNSPIT SWITCH	RG COM	Grill heating element un- ion
IL	Knobs' Lighting	RV	Heating element ventilated oven
ILG	Lamp switch turnspit	SA	Boiler operating led
IT	Thermostated switch	SB	Thermostated burner led
L	Line (Feed)	SF	Warning light working
LF	Oven light	SO	Probe temperature
LI	Oven light	SP	Operating Indicator Light for the Plate
M	Suction motor handle	ST	Warning light thermostat
MG	Turnspit motor	TH	Thermostat fixed
MO	Terminal board	TH2	Thermostated burner cooling
MUFF	Oven	THR	Adjustable thermostat
MV	Fan motor	TP	Termoprotector
N	Neutral (Feed)	TRAV	Support terminal board
PA	Ignition push-button	TRM	Thermostated burner control card